

Door Sensor

User's Manual



Product Overview

Indicator Light

• work mode

blue light flashing • network configuration

blue light flashing rapidly • reset

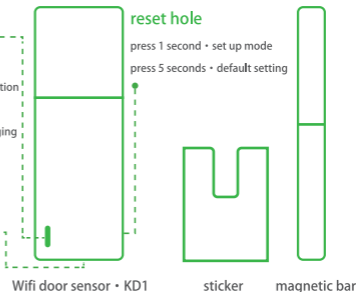
blue light flash one time • status changing

• charging mode

red light on • charging

red light off • charging complete

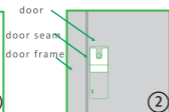
Micro USB interface



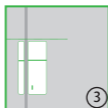
Device installation



tear out the sticker



affixed to appropriate



stick the magnetic bar



the distance should be less than 5mm

Procesdure

Note:

1. May charge the device before your first time use;
2. If set up fail, please press reset button
3. Not support 5Ghz Wi-Fi temporarily

Usmart Home

scan QR code, register and login account



add up device, click "+"

choose Wi-Fi device



enable hot spot, press reset hole 1 second



blue light flashing,
device into set up mode



go to mobile setting, connect hot spot network
which start by cloudhome

go back to webpage, click next



choose your familiy Wi-Fi network

input Wi-Fi password, click search device



register device, click complete